



# Bayland Park Little League

RETURN TO PLAY – COVID-19 GUIDELINES

## Table of Contents

Overview .....	2
Universal Guidelines .....	2
Manager and Volunteer Guidelines.....	2
Player Guidelines .....	3
Umpire Guidelines .....	3
Family Member Guidelines.....	4
Practice Guidelines.....	4
Game Guidelines.....	5
Equipment Guidelines.....	5
Dugout Guidelines.....	6
Concession Stand Guidelines .....	6
Restroom Guidelines.....	6
Protocol for Positive COVID cases.....	7
Opening and Closing Ceremonies .....	7
Interleague Play .....	7
Resources.....	7

## Appendices

Appendix 1	Self-Screening Questionnaire
Appendix 2	Little League Baseball Resources / Recommended Guidelines
Appendix 3	Harris County Public Health – Park Reopening Guidelines

## Overview

This plan is designed to create a safe environment for players, coaches, umpires, volunteers, and members of their households or immediate family while participating in youth baseball and softball activities at Bayland Park Little League in Houston, Texas.

## Universal Guidelines

Bayland Park Little League ask that all persons participating in baseball and softball activities utilize common sense and abide by the following universal guidelines: **(THIS APPLIES TO ALL PARTICIPANTS REGARDLESS OF IF YOU'VE VACINATED OR NOT)**.

- ❖ Keep up to date with all local and state guidelines for facilities and events.
- ❖ If you or any member of your household are sick, stay home.
- ❖ If you or any member of your household becomes sick or begins experiencing symptoms of COVID-19, players (parents) and coaches shall contact their team manager who will notify Bayland Park Little League. Point of Contact: Kevin Matakis, 832-316-9681, kevin.matakis@gmail.com – The individual's information will be kept confidential when teams are notified.
- ❖ Practice social distancing (minimum 6-ft distance) when outside at all times. When not around your immediate family or household members or not able to socially distance, wear well-secured face covering that covers your nose and mouth and PPE as appropriate.
- ❖ Frequently wash your hands for a minimum of 20-seconds or use hand sanitizer, especially after touching surfaces.
- ❖ Cover coughs and sneezes.
- ❖ No spitting, eating of sunflower seeds or chewing of gum on the premises.
- ❖ When parking on the premises, please use best efforts to park with one parking place between vehicles.
- ❖ Spectators shall avoid gathering in close proximity to each other.
- ❖ Players shall be self-screened by their parents, prior to every practice and/or game. (see self-screening questionnaire provided in Appendix 1)

## Manager and Volunteer Guidelines

Managers and volunteers are the backbone of the league and are critical to the success of the league. It is critical that managers and league volunteers set the example and abide by the guidelines set forth in this document. Due to the nature of this virus, importance of keeping the everyone safe, and provide a positive experience for the kids the guidelines set forth in this document shall be abided by. There will be a zero-tolerance policy for not following guidelines. If a manager or volunteer does not follow or adhere to the guidelines outlined in this document, they will be disciplined as the Board of Directors deems necessary.

Some important guidelines specific to Managers and Volunteers are as follows:

- ❖ Conduct temperature checks of all players and volunteers (on field volunteers in contact with the players) prior to every practice and game.
- ❖ Clean and disinfect team equipment.
- ❖ Minimize the number of coaches and assistance for games / practices.

- ❖ Plan practices with drills and activities to allow for social distancing.
- ❖ Disinfect multi-used items (bats, helmets, catchers gear) if players do not have their own. Players are encouraged to have their own equipment, if players do not have a helmet, please notify your manager and BPLL will work to provide one for games.
- ❖ Clean and disinfect high touch surfaces before and after games / practices.
- ❖ Have hand sanitizer and wipes on hand at practices and games.
- ❖ Managers, Coaches and Adults shall always wear a mask or cloth face covering during practice and games when within 10-ft of another person.
- ❖ Clean out dugout of all trash and other items after each game and wipe down hard surfaces such as benches, bat racks, etc...
- ❖ Consumption of food, gum, and sunflower seeds on the field is prohibited.
- ❖ Teams and players should refrain from high fives or physical contact celebrations.
- ❖ Post-game handshakes are prohibited, instead managers shall space their kids appropriately along the dugout on the field and players and managers should tip their caps to the opposing team for sportsmanship.

## Player Guidelines

Players are to always adhere to the following guidelines:

- ❖ Players must wear a mask / cloth face covering (covering both mouth and nose) while in the dugout or when unable to socially distance from other players / coaches.
- ❖ While in the field of play, wearing a mask / cloth face covering is optional and at the players discretion. Players will be permitted to wear a cloth face covering on the field during play, if physically able to do so, based on any directive of a medical provider or individual determination of the player/parent/guardian.
- ❖ Use and touch only their own equipment.
- ❖ Bring their own beverage and do not share with teammates.
- ❖ Players are to follow instructions regarding PPE given by Managers, volunteers, and umpires during the game.
- ❖ No high fives or physical celebrations with teammates are allowed.
- ❖ Any individual, including players, at risk for severe illness or with serious underlying medical or respiratory condition should only attend Little League activities with permission from a medical professional.
- ❖ If a player uses the restroom during a game, the player must wash hands prior to returning to the game.
- ❖ No snacks, gum, sunflower seeds or eating will be allowed in the dugout.
- ❖ Follow dugout guidelines.

## Umpire Guidelines

Umpire guidelines shall be in accordance with Little League guidelines and the following:

- ❖ Umpires are to wear PPE if unable to keep social distancing
- ❖ Plate umpire may call the game from behind the pitcher's mound on the grass.
- ❖ Base umpires will keep distance in set-up positions.
- ❖ Pre-game player's equipment check is visual only, or umpires shall use hand sanitizer before and after touching each piece of equipment.

- ❖ The managers meeting at home plate should be limited to one coach from each team plus the umpires and if possible, eliminated.

## Family Member Guidelines

Household and family members are to follow these guidelines at all times:

- ❖ If you feel sick or have been in contact with anyone who is sick, stay home and keep your child home.
- ❖ If you are sick or anyone in your household is sick or if you've been in contact with someone suspected of COVID-19, notify your manager and BPLL as soon as possible.
- ❖ You are encouraged to supply your players with antibacterial wipes and hand sanitizer for disinfecting shared playing equipment and cleaning hands between innings.
- ❖ When possible and if feasible, wear a cloth face covering (covering mouth and nose) while on premises.
- ❖ Provide your player with their own drink and/or snack for the game or after the game. Sharing drinks or snacks is prohibited. Food and snacks are prohibited in the dugout or field.
- ❖ Players and families should vacate the field / facility as soon as is reasonably possible after the conclusion of their game to minimize unnecessary contact with players, managers, and spectators from the next game, ideally 15-minutes.
- ❖ A self-screening and temperature check should be conducted for those planning to attend practice or games before each event and prior to arrival. Additional temperature checks of players will be conducted at each practice and game.
- ❖ If there is a game or event prior to your scheduled practice or game, families and players are encouraged to stay in their vehicles or at recommended social distances until the start of their game.
- ❖ Families and players are encouraged to arrive approximately 40-minutes prior to scheduled game or practice. Games will be scheduled to allow for those ending to vacate and cleaning to occur prior to the next game.
- ❖ Group or team activities such as outside of practice gathering, team snacks, etc... are discouraged.
- ❖ While on premises and during games sit spaced out from other families and practice social distancing.

## Practice Guidelines

The following practice guidelines are to be considered and adhered to:

- ❖ Teams should reduce or limit the number of individuals at practices and games to limit contact and better allow for social distancing.
- ❖ Managers should plan practices to provide for social distancing to the extent possible.
- ❖ Whenever possible, have all in attendance wear a cloth face covering during practice. Managers are to always wear a mask during practices and games.
- ❖ Volunteers and managers are encouraged to be from the same households as players.
- ❖ All shared equipment is to be disinfected after use.
- ❖ Players equipment shall be placed along the foul line fence during practice and spaced out.
- ❖ Players are not to share equipment during practices.

- ❖ Dugouts or hard surfaces in contact with players or volunteers during practice should be disinfected before leaving and prior to next practice or event, this is the responsibility of the managers.
- ❖ Temperature checks are to be conducted for all volunteers that will be inside the fence and all players at every practice, no exceptions.
- ❖ Players and families are expected to conduct self-screening and answer questions on the pre-screening questionnaire prior to arriving at each practice and game.
- ❖ Any player or volunteer that has a temperature or is not feeling well, will be sent home.

## Game Guidelines

Pregame, in game, and post-game guidelines to be adhered to are as follows:

- ❖ Players and managers to show up a maximum of 40-minutes before game time.
- ❖ Game field must be exited completely and cleaned by previous teams before new teams enter the field and dugouts.
- ❖ 15-minute maximum pre-game warm-ups for each team.
- ❖ Pre-game plate meeting is limited to one manager from each team and umpires. Meeting to be eliminated at the discretion of the umpires.
- ❖ No physical contact celebrations between players (i.e. no high fives, fist bumps, etc...).
- ❖ End of game – line up out front of the dugouts and tip hats in good sportsmanship.
- ❖ All high touch surfaces must be sanitized before any other team is permitted on the field or in the dugout.
- ❖ Teams must vacate the premises no later than 20-minutes after the end of the game.
- ❖ Managers must wear cloth face covering over mouth and nose for the entire game.
- ❖ Players when in the dugout and when unable to socially distance must wear a cloth face covering over mouth and nose.
- ❖ Players may wear a face covering while in the field of play, however it is optional while in the field of play.
- ❖ For Machine Pitch games, BPLL will provide gloves for the volunteer feeding the machine. Gloves to be changed out as necessary.
- ❖ No sharing of player equipment during the game or practice. If team's equipment is used (e.g. catchers gear), then equipment must be disinfected before and after use.

## Equipment Guidelines

The following guidelines apply to equipment use, at all times:

- ❖ Players are not to share their equipment.
- ❖ Players who need equipment, will use team's equipment.
  - If team equipment is used, it must be disinfected after each use.
  - Individuals disinfecting equipment are encouraged to wear gloves while doing so.
- ❖ Equipment bags are to be spaced out and shall be labeled with the player's name.
- ❖ Players must bring their own beverages and beverage container should have the player's name on it.
- ❖ Warm up baseballs between innings must be the same balls used for the duration of the game.
- ❖ No eating or spitting is allowed within the dugouts.

## Dugout Guidelines

Guidelines to dugout use at all times are as follows:

- ❖ Only 1 manager inside the dugout at a time.
- ❖ Only 3 players inside the dugout at a time, remainder of the players should line up outside the fence in batting order spaced at a minimum of 6-ft distance from each other.
- ❖ Dugouts must be cleaned and disinfected after each game or practice.
- ❖ Any manager or player in the dugout must wear a cloth face covering at all times while in the dugout.
- ❖ No eating or spitting is allowed within the dugouts.

## Concession Stand Guidelines

While concession stands are in operation the following guidelines are to be followed at all times:

- ❖ Volunteers in concession stand will be subject to temperature check prior to entering the concession stand.
- ❖ Maximum number of individuals in the concession stand is two (2).
- ❖ Volunteers are to social distance while working in the concession stand.
- ❖ Volunteers are required to wear PPE, cloth face covering (covering mouth and nose) at all times. Gloves are to be worn while making food and handling money. Gloves are to be changed out after each transaction.
- ❖ No eating or drinking is allowed in the concession stands.
- ❖ Sales shall be limited to packaged items, no cooking.
- ❖ BPLL will provide hand sanitizer, hand soap, and disinfectant wipes in the concession stand for volunteer use.
- ❖ Volunteers are to wash hands regularly while working in the concession stand.
- ❖ Patrons are to line up spaced a minimum of 6-ft apart while waiting to order or pick up food or concessions.
- ❖ Only one window will be open for transactions to limit exposure of volunteers and patrons.
- ❖ Volunteers are to conduct the following clean up after each event:
  - Workers to wipe down all equipment and surfaces.
  - Workers to sweep the floors.
  - Workers to disinfect common touch areas.
  - Garbage will be thrown out in waste bin at the conclusion of the day or when full.

## Restroom Guidelines

Bayland Park Little League operates inside a county park. The county is to clean and disinfect the public restrooms each day. When using the restrooms during events, please abide by the following guidelines:

- ❖ The field house rest rooms will not be available for use, only public restrooms provided by the county will be available during events.
- ❖ To the extent possible, attempt to limit to one occupant at a time. Players and spectators shall not gather or crowd in rest rooms, social distancing shall be adhered to.
- ❖ Wash hands before existing and returning to play or the event.

## Protocol for Positive COVID cases

The following protocol is in effect for the 2021 season with respect to COVID Positive cases:

- ❖ Players, Managers, and Family members are to notify Manager and BPLL COVID representative as soon as possible if a player, manager, volunteer or family member of a player has come into contact with a COVID-19 positive person or if they test positive for COVID-19.
- ❖ If a player, volunteer or manager on a team is confirmed positive for COVID-19, that team will suspend baseball or softball activities for a minimum of 10 days and quarantine, the duration will be based on the latest CDC guidelines at the time of the event.
- ❖ Games affected by a team in quarantine may be rescheduled if possible.
- ❖ A player, volunteer or manager will not be allowed to resume play until they provide a negative COVID-19 test result from a medical professional.
- ❖ If a player, volunteer or manager on a team is confirmed positive, BPLL will send out an email notifying all team members of the situation as soon as possible and provide direction or restrictions as necessary.
- ❖ If a player tests positive and they participated in a game within the previous 48-hours, the opposing team will also be notified and placed in quarantine in accordance with CDC guidelines.

## Opening and Closing Ceremonies

At this time, opening ceremonies shall be delayed avoiding a large gathering and limit crowd size. Pictures and opening day games shall be held.

The Board of Directors shall vote to determine if closing ceremonies shall be conducted at the conclusion of the season.

## Interleague Play

When interleague play is conducted the following shall be adhered to:

- ❖ Interleague games at BPLL: Both BPLL and the visiting team shall adhere to these guidelines. BPLL Board of Directors shall provide these guidelines to the visiting league in advance of games and obtain written agreement to follow the guidelines prior to scheduling games.
- ❖ Interleague games at another Leagues Fields: BPLL teams shall follow and adhere to the visiting teams COVID-19 Guidelines or BPLL Guidelines, whichever is stricter.

## Resources

Managers, volunteers, and families should continually monitor references and resources relate to COVID-19, as it is an everchanging guidance on the matter. Some resources to monitor and familiarize yourself with are provided below:

Harris County Public Health, <https://publichealth.harriscountytexas.gov/Resources/2019-Novel-Coronavirus/General-Public-Guidance>, and reopening guidelines for parks: <https://publichealth.harriscountytexas.gov/Portals/27/Documents/Reopening%20-%20Parks.pdf?ver=2020-06-30-100636-350>.



CDC: <https://www.cdc.gov/coronavirus/2019-nCoV/index.html>.

WHO: <https://www.who.int/emergencies/diseases/novel-coronavirus-2019>

Little League International FAQ's COVID: <https://www.littleleague.org/player-safety/coronavirus-update/faqs/>

# Appendix 1

## Self-Screening Questionnaire

COVID SELF ASSESSMENT QUESTIONNAIRE

1. Have you had a fever in the last 24 hours (greater or equal to 100.1)?

- Yes  
 No

2. Have you had in the last 72 hours any of the symptoms associated with COVID 19?

- Yes  
 No

3. Have you been in close contact with someone who was diagnosed with COVID 19 and still has symptoms?

- Yes  
 No

4. Have you experienced any of the following symptoms in the last 48-hours:

- Fever or chills
- Cough
- Shortness of breath or difficulty breathing
- Fatigue
- Muscle or body aches
- Headache
- New loss of taste or smell
- Sore throat
- Congestion or runny nose
- Nausea or vomiting
- diarrhea

- Yes  
 No

Appendix 2  
Little League Baseball Resources / Recommended Guidelines

# Organizing, Playing, and Watching Games



As local Little League programs are considering a return to the field, it is recommended that each league and district adheres to the guidelines set forth by their respective state and local government and health officials in terms of public gatherings, organized youth sports, and sporting events when determining when it is safe to return to Little League activities. Local league volunteers should thoroughly review the Season Resumption Guide ([LittleLeague.org/SeasonResumption](https://www.littleleague.org/SeasonResumption)) and the Little League Coronavirus Frequently Asked Questions for General Information, Insurance, and Tournament before returning to play. Once your league is able to resume activities, below are some best practices for helping to provide a safe place to play, while stressing the importance of mitigating the spread of COVID-19.

**These best practices have been compiled from resources and direct guidance from the U.S. Centers for Disease Control and Prevention (CDC), the World Health Organization (WHO), The Aspen Institute, among others.**

**Leagues are encouraged to, first and foremost, follow all directives and guidance from their state and local government, and should ask their state governmental and health officials for any information available regarding resuming youth sports within the state. All Little League managers, coaches, umpires, league officials, and families are strongly encouraged to review these guidelines.**

**This guidance was last updated on May 18. Little League will continue to update these comprehensive resources to provide additional best practices guidance as information is further developed around COVID-19 mitigation.**

In addition to state and local guidance, we encourage leagues to consider the following when returning to play.

# General Guidance

## Wash Your Hands Often:

- Wash your hands often with soap and water for at least 20 seconds, or about the time it takes to recite the Little League Pledge twice, especially after you have been in a public place, or after blowing your nose, coughing, or sneezing.
- If soap and water are not readily available, use a hand sanitizer that contains at least 60% alcohol. Cover all surfaces of your hands and rub them together until they feel dry. Leagues are encouraged to provide handwashing stations and/or hand sanitizer, if possible.
- Avoid touching your eyes, nose, and mouth.
- Players are encouraged to bring their own hand sanitizer for personal use. Hand sanitizer should be placed in all common areas off-field for easy use.



## Key Audiences

- Players
- Parents/Guardians/Caregivers and Other Children
- Managers/Coaches
- Umpires
- League and District Officials
- Fans/Spectators

## CDC Resources

[How to Protect Yourself & Others \(PDF Download\)](#)

[Use of Cloth Face Coverings to Help Slow the Spread of COVID-19 \(PDF Download\)](#)

## Cover Your Mouth and Nose with a Cloth Face Covering When Around Others:

- You could spread COVID-19 to others even if you do not feel sick.
- Everyone should wear a cloth face covering when they have to go out in public, for example, in public areas around your Little League fields and parks.



- Cloth face coverings should not be placed on young children under age 2, anyone who has trouble breathing, or is unconscious, incapacitated, or otherwise unable to remove the mask without assistance.
- The cloth face covering is meant to protect other people in case you are infected.
- Do NOT use a facemask meant for a healthcare worker, as it is important for these facemasks are available for those professionals needing that personal protective equipment.
- Continue to keep six feet between yourself and others. The cloth face covering is not a substitute for social distancing.

## Cover Coughs and Sneezes:

- If you are in a private setting and do not have on your cloth face covering, remember to always cover your mouth and nose with a tissue when you cough or sneeze, or use the inside of your elbow.
- Throw used tissues in the trash immediately.
- Immediately wash your hands with soap and water for at least 20 seconds. If soap and water are not readily available, clean your hands with a hand sanitizer that contains at least 60% alcohol.

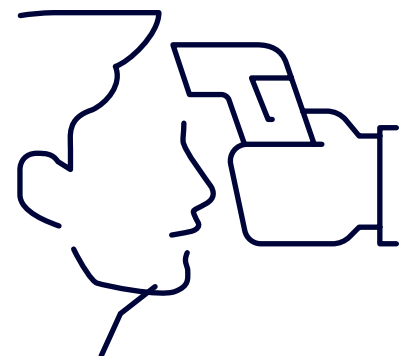
## Social Distancing:

- All players, coaches, volunteers, independent contractors, and spectators should practice social distancing of six feet wherever possible from individuals not residing within their household, especially in common areas. For situations when players are engaging in the sports activity, see On-Field Guidance below for more information.
- Avoid close contact with people who are sick.
- Stay home as much as possible.



## Self-monitoring and Quarantine:

- All individuals should measure their body temperature to ensure that no fever is present prior to participating or attending each Little League activity. Anyone with symptoms of fever, cough, or worsening respiratory symptoms, or any known exposure to a person with COVID-19 should not attend any Little League activity until cleared by a medical professional ([CDC Resource: If You Are Sick or Caring For Someone | PDF Download](#)).
- Any individual, including players, at risk for severe illness or with serious underlying medical or respiratory condition should only attend Little League activities with permission from a medical professional.



# On-Field Guidance

## Healthy Practices:

- All players and coaches should practice good general health habits, including maintenance of adequate hydration, consumption of a varied, vitamin-rich diet with sufficient vegetables and fruits, and getting adequate sleep.

## No Handshakes/Personal Contact Celebrations:

- Players and coaches should take measures to prevent all but the essential contact necessary to play the game. This should include refraining from handshakes, high fives, fist/elbow bumps, chest bumps, group celebrations, etc. Little League International suggests lining up outside the dugout and tipping caps to the opposing team as a sign of good sportsmanship after a game.
- Players and families should vacate the field/facility as soon as is reasonably possible after the conclusion of their game to minimize unnecessary contact with players, coaches, and spectators from the next game, ideally within 20 minutes.

## Drinks and Snacks:

- Athletes, managers/coaches, and umpires should bring their own personal drinks to all team activities. Drinks should be labeled with the person's name.
- Individuals should take their own drink containers home each night for cleaning and sanitation or use single-use bottles.
- There should be no use of shared or team beverages.
- Teams should not share any snacks or food. Players should bring individual, pre-packaged food, if needed.

## Personal Protective Equipment (PPE):

- All managers/coaches, volunteers, umpires, etc., should wear PPE whenever applicable and possible, such as cloth face coverings.
- Players should wear cloth face coverings when in close contact areas and in places where recommended social distancing is challenging or not feasible, such as in dugouts.
- Players should not wear protective medical gloves on the field during game play.
- Players, especially at younger divisions, are not required to wear a cloth face covering while on the field during game play.
- Players will be permitted to wear a cloth face covering on the field during game play, if physically able to do so, based on any directive of a medical provider or individual determination of the player/parent/guardian/caretaker.

- Cloth face coverings should not be placed on young children under age 2, anyone who has trouble breathing, or is unconscious, incapacitated, or otherwise unable to remove the mask without assistance.

## Dugouts:

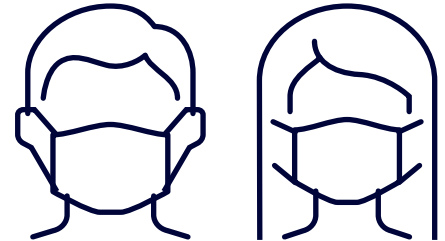
- Managers/coaches and players should be assigned spots in the dugout or on the bleachers so that they are at least six feet apart and must be placed behind a fence.
- Players are to stay at their assigned spots when on the bench or while waiting their turn to bat.
- Players and managers/coaches should wear a cloth face covering while in the dugout.

## Player Equipment:

- No personal player bat bags/equipment bags should be allowed in the dugout. Player equipment should be spaced accordingly outside the dugout to prevent direct contact.
- Players should have their own individual batter's helmet, glove, bat, and catcher's equipment.
- Measures should be enacted to avoid, or minimize, equipment sharing when feasible.
- Some critical equipment may not be able to be obtained by every individual. When it is necessary to share critical or limited equipment, all surfaces of each piece of shared equipment must be cleaned first and then disinfected with an EPA-approved disinfectant against COVID-19 and allowed sufficient time to dry before used by a new player. Increased attention should be paid to detailed cleaning of all

## Key Audiences

- Players
- Parents/Guardians/Caregivers
- Managers/Coaches
- Umpires



equipment directly contacting the head and face (catcher's mask, helmets).

- Player's equipment (e.g. bags, helmets, bats, gloves, etc.) should be cleaned and disinfected after each use by a parent/guardian/caretaker, where applicable.
- Individuals disinfecting equipment are encouraged to use gloves while using disinfectants and follow the manufacturer's directions for use. All disinfectants should be stored properly, in a safe area, out of the reach of children.
- Players should not share towels, clothing, or other items that they may use to wipe their face or hands

## Baseballs and Softballs:

- Baseballs and softballs should be rotated through on a regular basis, at least every two innings, to limit individual contact.
- Umpires should limit their contact with the ball, and catchers should retrieve foul balls and passed balls where possible.
- Balls used in infield/outfield warm-up should be isolated from a shared ball container.
- Foul balls landing outside the field of play should be retrieved by participating players, coaches, and umpires. No spectators should retrieve the ball.

## Spitting, Sunflower Seeds, Gum, etc.:

- Sunflower seeds, gum, etc., should not be allowed in dugouts or on the playing field.
- All players and coaches are to refrain from spitting at all times, including in dugout areas and on the playing field.

# Game Operations and Umpire Guidance

## Key Audiences


Managers/Coaches

Umpires

League/District Officials and Volunteers

## Pre-Game Plate Meetings:

- If possible, plate meetings should be eliminated.
- Social distancing of six feet between individuals should be implemented during all pre-game plate meetings between teams and umpires.



- Plate meetings should only consist of one manager or coach from each team, and game umpires.
- All participants should wear a cloth face covering.
- No players should ever be a part of plate meetings.

## Equipment Inspection:

- Players should place their individual equipment in a well-spaced out manner for inspection. Umpires should avoid direct contact with equipment where possible but, when required, use hand sanitizer that contains at least 60% alcohol after the inspection of each individual piece of equipment.



## Limit League/Game Volunteers:


- For each game, there should only be the required team managers/coaches, umpires, and one (1) league administrator (i.e. Safety Officer, player agent, etc.) in attendance.
- Practices should be limited to the managers/coaches and players.
- Scorekeeping should be done by team coaches or team parent/guardian via GameChanger. Proper social distancing should be practiced.
- Press boxes should not be utilized unless there is ample room for social distancing to occur within them.

## Field Preparation and Maintenance:

- Fields should be mowed, raked, and lined prior to teams and spectators arriving at the complex and after they depart. It is encouraged that volunteers already participating in the game (managers/coaches, umpires, and league administrator) perform these tasks to limit individuals at the site.
- It is recommended that any shared field preparation equipment be sprayed or wiped with cleaner and disinfectant before and after each use.

## Umpire Placement:

- Umpires are permitted to be placed behind the pitcher's mound/circle to call balls and strikes. Umpires are encouraged to keep a safe distance from players as much as possible.
- If physically able, umpires are encouraged to wear cloth face coverings while umpiring.

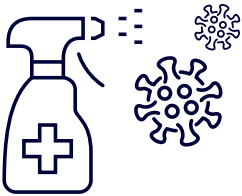




# Facility, Fan, and Administrative Guidance **Part 1**

## Clean and Disinfect Shared Equipment and Surfaces:

- Clean AND disinfect frequently touched surfaces daily and in between all facility uses, including practices and games. This includes tables, doorknobs, light switches, countertops, handles, desks, phones, keyboards, facility equipment, dugouts, toilets, faucets, and sinks.
- If surfaces are visibly soiled or dirty, they should be cleaned with a detergent or soap and water prior to disinfection.



## Spread Out Scheduling of Practices and Games:

- League administrators should schedule sufficient time between practices and games to facilitate the complete evacuation of individuals from a previous practice or game from the premises before the next group enters.
- Players/families/spectators are instructed not to show up to fields more than 40 minutes before game time.
- Where possible, individuals should enter your complex through one point of entry and exit through another.
- Arrivals to the complex can be scheduled to help ensure a large number of individuals are not arriving at the same time.
- If there is a game or practice prior to your event, families and spectators are encouraged to stay in their vehicles or at recommended social distances until the start of their game play to prevent overcrowding of spectator spaces and walkways.
- On-field warm-up should be limited as much as is reasonably possible and no more than 30 minutes.
- Ensure sure that practices and games follow all local and state directives regarding

the number of people allowed to gather in one place.

- Wait in cars before practice or game; limit the use of van pool or carpools.
- Allow time between practices and games for cleaning and disinfecting.

## Limiting Spectator Attendance:

- All spectators should follow best social distancing practices — stay six feet away from individuals outside their household; wear a cloth face covering at all times; avoid direct hand or other contact with players/managers/coaches during play.
- Local Leagues may choose to minimize the exposure risk to spectators by limiting attendance to only essential volunteers and limited family members.
- Spectators should bring their own seating or portable chairs when possible.
- Leagues are encouraged to utilize streaming opportunities to provide virtual spectating.
- **A spectator with any of the following conditions should not attend a practice or game until evaluated by a medical provider and given clearance to do so:**
  - Active COVID-19 infection
  - Known direct contact with an individual testing positive for COVID-19
  - Fever
  - Cough
  - Those at higher risk for severe disease should consider consultation with their medical provider before attending a game and should ensure the strictest adherence to guidelines regarding face coverings, distancing, and handwashing.
- **Such groups include:**
  - Those with a serious underlying medical condition, including heart disease, morbid obesity, diabetes, lung disease, immunocompromise, chronic kidney disease, and chronic lung disease.
  - Those currently residing in a nursing home or long-term care facility
  - Those over 65

## Key Audiences

League Administrators  
Parents/Guardians/Caretakers  
Fans/Spectators

## CDC Resources

[Reopening Guidance for Cleaning and Disinfecting Public Spaces](#)

[Guidance for Cleaning and Disinfecting \(PDF Download\)](#)

[Guidance for Administrators in Parks and Recreation Facilities](#)

[Visiting Parks and Recreation Facilities](#)



# Facility, Fan, and Administrative Guidance **Part 2**



## Public Restrooms:

- Communicate information on available facilities and policies to all parents prior to resuming or beginning season.
- Access to public restrooms should be limited if possible.
- A “one-in-one-out” policy, where only one individual is permitted within the restroom at one time, should be implemented to ensure adequate distancing in the confined restroom space.
- Prior to and after any league activity, restrooms should be thoroughly cleaned and disinfected. Restrooms should be disinfected on a regular basis.
- Public water fountains or refillable water stations should not be used, and should be turned off to discourage use, if possible.



## Concession Stands:

- Leagues should follow local and/or state guidance when considering operating food or concession sales.
- Leagues opting to operate food and/or concession sales should also review and understand the CDC’s guidelines.
- For leagues not operating a concession stand, families are encouraged to bring their own food/beverages.

## Post Information to Promote Everyday Preventive Actions:

- Leagues should display posters and signs throughout the park to frequently remind visitors to take steps to prevent the spread of COVID-19. These messages may include information about:
  - **Staying home if you are sick or do not feel well, and what to do if you’re sick or feel ill.**
  - **Using social distancing and maintaining at least six feet between individuals in all areas of the park.**
  - **[The CDC has downloadable resources available to post at public places; and leagues are encouraged to utilize additional resources from their state or local authorities.](#)**



## Key Audiences

League Administrators  
Parents/Guardians/Caretakers  
Fans/Spectators

## CDC Resources

[Reopening Guidance for Cleaning and Disinfecting Public Spaces](#)

[Guidance for Cleaning and Disinfecting \(PDF Download\)](#)

[Guidance for Administrators in Parks and Recreation Facilities](#)

[Visiting Parks and Recreation Facilities](#)

## Member Communication:

- Local leagues should disseminate information to all families, volunteers, and spectators about the Coronavirus risk and the efforts your league will be undertaking to mitigate those risks, as outlined above. Information should be disseminated by way of email, league website, social media, coach talks, and public announcements.
- Designate a league board representative to be responsible for COVID19 concerns (e.g. Safety Officer).

## Indoor Facilities and Batting Practices:

- Prior to reserving indoor facilities for team and/or league activities, review the mitigation procedures in place for those facilities, as well as your state and local guidance on indoor activities.
- Leagues, coaches, and volunteers arranging to utilize these facilities should communicate the mitigation needs (wearing face masks, limiting participation to a specific number, etc.) to the families of those players participating and fellow volunteers.

# Additional, Division-Specific Guidance

## Key Audiences

- Players
- Parents/Guardians/Caregivers
- Managers/Coaches
- Umpires
- League and District Officials



### Tee Ball and Coach Pitch:

- Team numbers should be reduced, to help limit the number of individuals at practices and games.
- Volunteers are encouraged to be from the same household as players, as much as possible. Coaches should wear cloth face coverings whenever possible.
- The focus on these divisions should be on fun and player development.



### Little League Challenger Division® and Senior Challenger Division:

- Buddies should be from the same household as the player whenever possible.
- Buddies should wear cloth face coverings whenever possible, and frequently use hand sanitizer that contains at least 60 percent alcohol.
- Parents/Guardians of players with high risk health concerns should consult a medical professional prior to having their player participate.



### Little League® Sandlot Fun Days

[LittleLeague.org/SandlotFunDays](https://LittleLeague.org/SandlotFunDays)

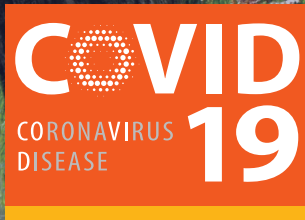
- While activities should be player-led; the adult volunteers overseeing Little League Sandlot Fun Day events should provide a thorough overview of appropriate mitigation efforts and are responsible for ensuring these guidelines are followed.

### Pre-/Post-Practice and Game Free Play

- Unofficial pre- and post-practice or game activities should be discouraged. If they do occur, the activities should have constant adult supervision to assure appropriate social distancing and PPE guidelines are being followed.



Appendix 3  
Harris County Public Health – Park Reopening Guidelines



# REOPENING GUIDANCE PARKS

Reopening parks safely and responsibly is vital for both the well-being of our community. As parks reopen, there are important steps you can take to minimize the spread of COVID-19 in Harris County. This guidance is informed by the CDC and the Governor's order, as well as best practices from other states and associations.

## Recommendations Before Reopening

Prior to reopening after extended closure, ensure all parks and facilities are ready to operate and that all equipment is in good condition, according to any applicable maintenance and operations manuals and standard operating procedures

## Help Protect Staff

- Identify staff whose duties would allow them to work from home and encourage teleworking when possible.
- Consider offering revised duties to staff who are at higher risk of severe illness with COVID-19.
- Provide staff with up-to-date information about COVID-19 in the local area and park policies on a regular basis.
- Communicate to park staff the importance of practicing healthy hygiene habits, such as washing hands often, covering coughs and sneezes, and social distancing to prevent the spread of COVID-19.
- Recommend and reinforce use of cloth face coverings among staff
- If staff develop symptoms consistent with COVID-19, such as fever, cough, or shortness of breath, while at work, immediately have them return home from the park as soon as possible. Ask them to follow CDC-recommended steps for persons who are ill with COVID-19 symptoms.
- If a staff member has a confirmed COVID-19 infection, inform other staff about their possible exposure to the virus, while maintaining confidentiality as required by the Americans with Disabilities Act; see Public Health

Recommendations for Community-Related Exposure.

- Staff should avoid sharing tools, phones, electronics, and office supplies as much as possible and, where feasible, ensure workers have dedicated workstations for their personal use. Never share PPE.
- Inform staff of where they can get tested for COVID-19.

## Help Protect Patrons

- Individuals should avoid being in a group larger than 10 individuals, minimizing in-person contact with others not in the individual's household, maintaining 6 feet of separation from individuals, wearing a face covering or mask, washing or sanitizing hand frequently, and avoiding sharing utensils or other common objects.
- Public should be informed to self-screen before going to a park, beach, or other public open space for any of the following new or worsening signs or symptoms of possible COVID-19.
- Post posters and signs throughout the space to:
  - Remind visitors to socially distance
  - Remind visitors not to gather in groups of larger than 10 people
  - Remind visitors that playgrounds remain closed.
- Provide visual cues to allow for crowd control and appropriate spacing to avoid congregating of individuals in payment or check-in areas
- Monitor areas where people are likely to gather and consider temporary closure to support social distancing practices.

OCEE 06/24/2020

- Reinforce that medium-to-high contact sports remain closed.
- Use contactless payment and waiver process. Provide hand hygiene supplies, such as alcohol-based hand sanitizers, at payment or check-in terminals.
- If necessary, consider providing physical guides to ensure that people remain at least 6 feet apart while in the park.
- Prohibit parties (a group of 10 or fewer people that arrived at the site together) from congregating in parking lots for periods longer than reasonable to retrieve/return gear and enter/exit vehicles.
- Keep any common areas such as picnic tables not in shelters/structures, day-use shelters, and buildings open to the public arranged so there is at least six (6) feet of physical distance between parties (chairs, benches, tables). Post clear signs to reinforce physical distancing requirements between visitors of different parties.

### Modifying Gatherings

- Monitoring areas where people are likely to gather and consider temporary closure to support social distancing practices. These areas might include sports fields, playgrounds, skateparks, basketball courts, tennis courts, and picnic areas. In the event of facility closures, park administrators may place physical barriers in these areas and post signs communicating that the area is closed.
- Posting signs discouraging groups from gathering in larger numbers than are currently recommended or allowed.

### Planning for Absenteeism

- Determine how you will operate with a reduced staff if employees cannot work due to illness, staying home to care for sick family members and those who must stay home to watch their children
- Prepare to institute flexible workplace and leave policies
- Cross-train employees to perform essential functions, so the workplace can operate even if key employees are absent

### Free COVID-19 Testing is Available for Everyone

We encourage business owners and employees to get free testing at a testing site. The updated online self-assessment tool is confidential and designed to serve the public in the Greater Houston area. To register for testing, visit <http://covidcheck.hctx.net/>. For those who do not have access to the online tool, call **832-927-7575** to get scheduled for testing. Free testing is available regardless of citizenship status and for those who are uninsured.

Employees should **not** return to work if they are sick. If an employee has a sick family member they live with or has been near an ill person, they should notify their employer immediately.

Please go to [www.hcphtx.org](http://www.hcphtx.org) for any additional information on how to keep yourself or employees safe during this pandemic.

\*People at higher risk for severe illness are those who are 65 or older, especially those with chronic lung disease; moderate to severe asthma; chronic heart disease; severe obesity; diabetes; chronic kidney disease undergoing dialysis; liver disease; or weakened immune system.

### Additional Information is Available

- [CDC Guidance for COVID-19](#)
- [CDC Guidance for Administrators in Parks & Recreation Facilities](#)
- [The Governor's Report to Open Texas](#)
- [NRPA Slowing the spread of COVID-19](#)

OCEE 06/24/2020

# CHECKLIST FOR MINIMUM RECOMMENDATIONS

## Cleaning & Sanitation

- Clean and disinfect the facility in accordance with CDC guidelines.
- Clean and sanitize recreational water equipment before and after use.
- Perform thorough cleaning on all high traffic areas such as guest check-in areas and lobbies, visitor centers, staff break rooms, restrooms, and areas of ingress and egress, including stairways and handrails, throughout the day.
- Frequently disinfect commonly used surfaces and items.
- Advise employees to always wear gloves appropriate for the chemicals being used when they are cleaning and disinfecting, and that they may need additional PPE based on the setting and product. Employees should follow the directions on the label of the products. Ensure that cleaning products are stored properly and kept away from the public.

## Restrooms

- Ensure that open restrooms are operating with functional toilets.
- Cleaned and disinfected regularly, particularly high-touch surfaces such as faucets, toilets, doorknobs, and light switches.
- Clean, and disinfect restrooms daily or more often if possible using EPA-registered disinfectants that are effective against SARS-CoV-2, the virus that causes COVID-19.
- Following the Guidance for Cleaning and Disinfecting to develop, implement, and maintain a plan to perform regular cleanings to reduce the risk of exposure to COVID-19.
- Ensure that restrooms are regularly stocked with supplies for handwashing, including soap and paper towels for drying hands or hand sanitizer with at least 60% alcohol and no touch trash cans and that “proper handwashing” signage is placed in each restroom.
- Consider creating a cleaning schedule and checklist posted on the front door so visitors know when to and not to use the restrooms.
- Recommend installing touchless faucets, soap dispensers, and hand dryers, if possible.

## Pavilions

- Modify outdoor recreational activities, where necessary, to allow for multiple households to utilize the facility or the equipment while maintaining physical distancing. Such modifications will be specific for each activity and depend on the capacity of the facility.
- When using or renting out pavilions, stagger times between uses and encourage persons to only have members of the household.
- Limit the size of gatherings to only 10 people.

## Playgrounds

- The targeted use of disinfectants can be done effectively, efficiently, and safely on outdoor hard surfaces and objects frequently touched by multiple people (e.g., handrails, benches); make sure disinfectant has thoroughly dried before allowing children to play.
- Consider including signage informing patrons to:
  - Maintain a distance of at least 6 feet away from people you don't live with.
  - Wash hands with soap and water for at least 20 seconds.
  - Adults and older children who can safely use hand sanitizer: Use hand sanitizer that contains at least 60% alcohol and rub hands together until dry, if soap and water are not readily available.
  - Wear a cloth face covering (if age and health allows).
- Consider adding a hand sanitizer station close to the playground.

OCEE 06/24/2020

## Other considerations

- To the extent possible, outdoor recreation agencies should, but are not required to:
  - Consider closing alternating parking spots to facilitate at least six (6) feet of physical distance between parties.
  - Consider opening loop trails in a one-way direction to minimize close contact between hikers. Designate one-way walking routes to attractions if feasible.
  - Encourage the public to visit parks and recreation areas during off-peak use times as defined and publicized by park or recreation area management.
  - Encourage the public to visit parks and recreation areas close to home.
- Encourage visitors to bring their own food, water bottles and hygiene supplies (including hand sanitizer).
- Position staff to monitor physical distancing requirements, ensure groups are no larger than 10 people, and provide education and encouragement to visitors to support adherence.
- Consider placing clear plastic or glass barriers in front of cashiers or visitor center counters, or in other places where maintaining six (6) feet of physical distance between employees, volunteers and visitors is more difficult.

OCEE 06/24/2020